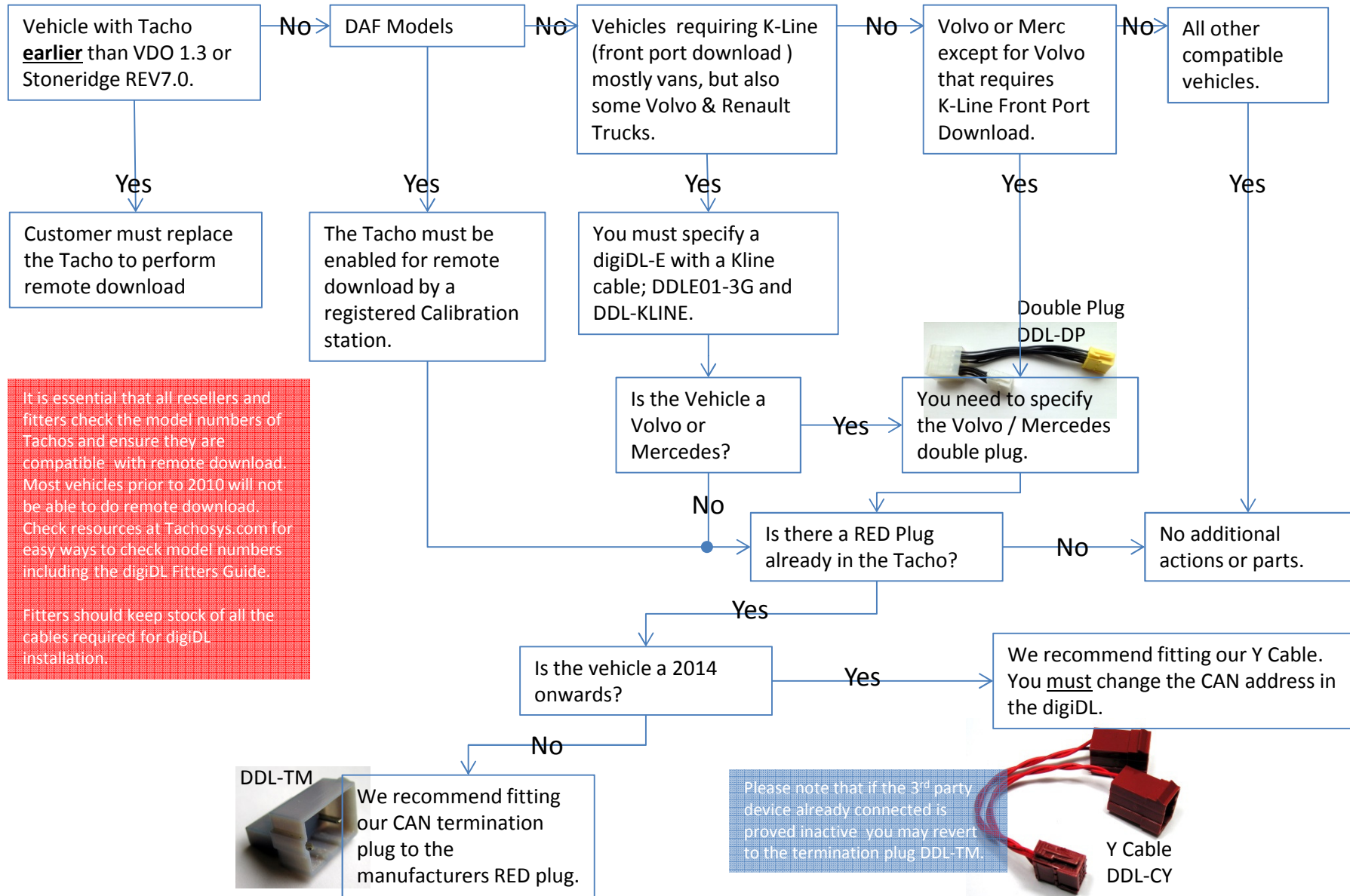



# digIDL decision tree – February 2017

The information given is for guidance only. Individual truck installations can vary considerably. We merely highlight common considerations. Tachosys will not accept any liability for assumptions made using these guidelines. Customers need to avail themselves of any additional truck manufacturer or in vehicle system requirements or possible conflicts.



It is essential that all resellers and fitters check the model numbers of Tachos and ensure they are compatible with remote download. Most vehicles prior to 2010 will not be able to do remote download. Check resources at Tachosys.com for easy ways to check model numbers including the digIDL Fitters Guide. Fitters should keep stock of all the cables required for digIDL installation.


Please note that if the 3<sup>rd</sup> party device already connected is proved inactive you may revert to the termination plug DDL-TM.



We recommend fitting our CAN termination plug to the manufacturers RED plug.



You need to specify the Volvo / Mercedes double plug.



We recommend fitting our Y Cable. You must change the CAN address in the digIDL.